

# KC GURUKUL PUBLIC SCHOOL JAMMU



## HOLIDAYS HOME WORK

SESSION 2019-20

CLASS: LKG



*"Days of fun, now not in a bun, Summer Holidays  
Are a pleasure And children's treasure.*

*Holidays are time when you can connect with your child in many ways. As parents are the first and the most important teacher for a child, we can encourage our child to participate in many educational activities at home and promote his/her quest to learn. Working together will not only help your child to build, learn and develop his/her skills but also strengthen your bond with him/her.*





# **INSTRUCTIONS FOR PARENTS**




- ❖ **Holiday homework has to be done under the parental guidance.**
- ❖ **Make your ward read newspapers, magazines, story books etc.**
- ❖ **Make your ward learns and remember his/her parents mobile/landline number, house address etc, to make him/her independent and secure.**
- ❖ **Do not miss to take your child, outdoors in the evening.**
- ❖ **Do any creative act, which you are good at with your ward and send it to school after vacations.**
- ❖ **Fix up a time table for your ward to organize his/her daily routine like, watching television, playing with friends, studying etc.**
- ❖ **Make your child responsible by assigning some of the household responsibilities to him/her like, watering plants, arranging the dining table, organizing his/her room and cupboards, fill the empty water bottles and put them in refrigerator.**

**Above mentioned guidelines will help your child to become a smart and an active learner.**




## HOLIDAY HOMEWORK

THIS SUMMER VACATION ACTIVITIES WILL HELP CHILDREN TO KNOW AND LEARN ABOUT THEMSELVES. PLEASE HELP YOUR CHILD TO LEARN ABOUT HERSELF/HIMSELF.



1. MY NAME IS .....
2. MY FATHER'S NAME IS .....
3. MY MOTHER'S NAME IS .....
4. I AM ..... YEAR OLD.
5. I LIVE IN .....



## MY SCHOOL

1. MY NAME IS .....
2. I STUDY IN CLASS LKG.
3. MY SCHOOL NAME IS – KC GURUKUL PUBLIC SCHOOL .
4. MY PRINCIPAL NAME IS – MRS ANU JANDIAL.
5. MY CLASS TEACHER'S NAME IS – MRS UMA SHARMA.

## Project work

1. Paste 5 objects related to each shape (circle, square, triangle, and rectangle) in scrap book.
2. On an A-3 sheet paste / print vegetable on one side and fruits on other side of the sheet. Laminate this sheet to make it a table mat.
3. अपने नाम के अक्षरों का फ़्लैश कार्ड [Flash Cards] बनाये.

## HOME WORK

ENGLISH: WRITE CURSIVE LETTER (*a to h*) . [10 TIMES].

MATHS:

❖ FORWARD COUNTING 51 TO 90. [10 TIMES]

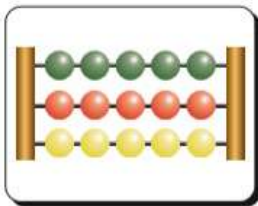
❖ BACKWARD COUNTING 10 TO 0. [ 5 TIMES]

HINDI: . क से झ तक. [10 TIMES]

Count and circle the correct number.




|    |   |   |
|----|---|---|
| 18 | 3 | 6 |
|----|---|---|



|    |    |   |
|----|----|---|
| 15 | 13 | 4 |
|----|----|---|



|   |   |   |
|---|---|---|
| 5 | 1 | 8 |
|---|---|---|



|   |   |   |
|---|---|---|
| 2 | 9 | 6 |
|---|---|---|




|    |    |   |
|----|----|---|
| 11 | 10 | 7 |
|----|----|---|



|    |   |    |
|----|---|----|
| 12 | 9 | 15 |
|----|---|----|

Tick (✓) the smaller number.



|   |  |
|---|--|
| 8 |  |
|---|--|




|   |   |
|---|---|
| 5 | ✓ |
|---|---|




|   |  |
|---|--|
| 6 |  |
|---|--|



|   |  |
|---|--|
| 9 |  |
|---|--|



|    |  |
|----|--|
| 10 |  |
|----|--|



|    |  |
|----|--|
| 12 |  |
|----|--|

